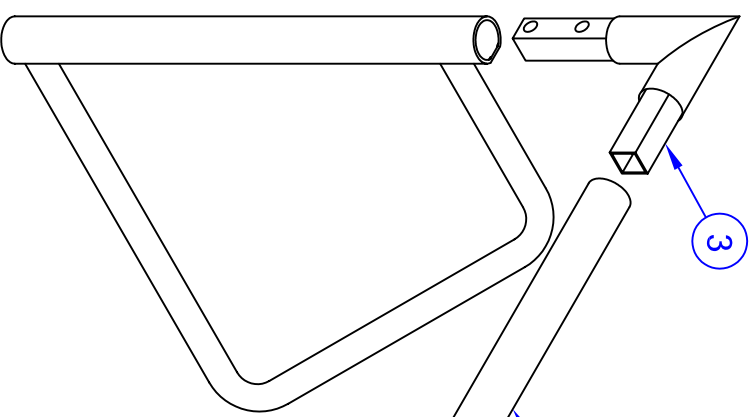
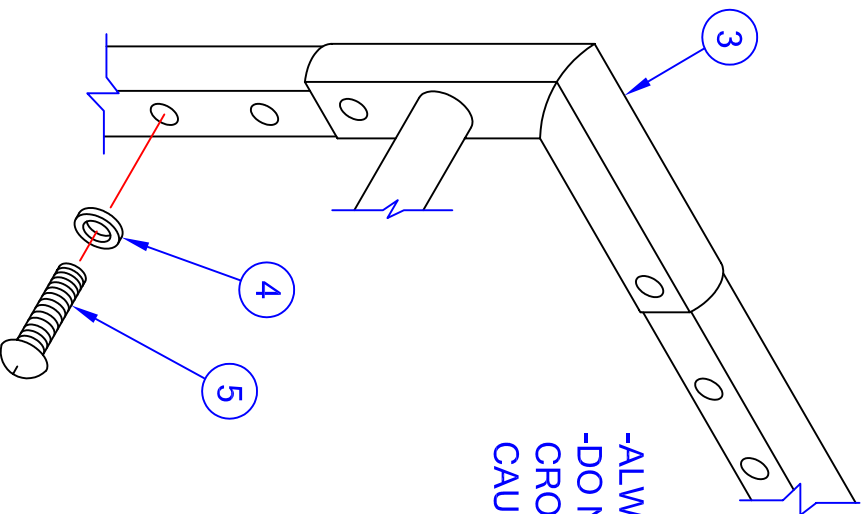
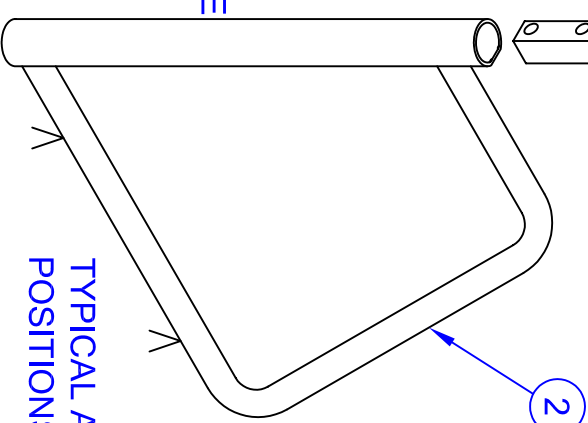


SEE CORNER
ASSEMBLY DETAIL



PLEASE NOTE:

- 1) FOR SAFE OPERATION AND CONTINUED HIGH PERFORMANCE FROM THIS EQUIPMENT, INSPECTION AND MAINTENANCE MUST BE PERFORMED BEFORE EACH USE
- 2) USE OF THIS EQUIPMENT OTHER THAN INTENDED, MAY BE HAZARDOUS.
- 3) ALTERATION OR MODIFICATION OF EQUIPMENT MAY BE HAZARDOUS. FOR REPAIR OR REPLACEMENT, PLEASE CALL YOUR DEALER



CAUTION
-ALWAYS ANCHOR PORTABLE SOCCER GOALS
-DO NOT CLIMB ON THIS UNIT OR HANG FROM THE
CROSSBAR. PORTABLE GOALS CAN FALL OVER
CAUSING SERIOUS INJURY OR DEATH.

TYPICAL ANCHOR
POSITIONS FOR EACH SIDE

Jaypro Sports

976 Hartford Turnpike
Waterford, CT 06385 USA

(800)243-0533
(800)988-3363 Fax

www.jaypro.com

MODEL NO.:
RDC-SERIES

PRODUCT NAME:
ROUND CLUB GOAL

DRAWN BY: JAC
EFFECTIVE DATE:
12-9-03

JAYPRO SPORTS

RDC-SERIES, ROUND CLUB SOCCER GOALS

LIST OF MATERIALS

<u>PIECE NO.</u>	<u>DESCRIPTION</u>	<u>QTY</u>	<u>RDCSG-409</u> <u>PART NO.</u>	<u>RDCSG-612</u> <u>PART NO.</u>	<u>RDCSG-618</u> <u>PART NO.</u>	<u>RDCSG-721</u> <u>PART NO.</u>	<u>RDCSG-824</u> <u>PART NO.</u>
1	CROSSBAR	1	RDC9X1	RDC12X1	RDC18X1	RDC21X1	RDC24X1
2	SIDE FRAME	2	RDC4SF1	RDC6SF1	RDC6SF1	RDC7SF1	RDC8SF1
3	CORNER	4	RDC-CRN	RDC-CRN	RDC-CRN	RDC-CRN	RDC-CRN
4	3/8" FLT WASHER	24	HW2151	HW2151	HW2151	HW2151	HW2151
5	3/8"-16 x 2 1/4" CP SCRW	24	HS5157	HS5157	HS5157	HS5157	HS5157

ASSEMBLY INSTRUCTIONS

TOOLS REQUIRED: 7/32" HEX WRENCH

- 1) SLIP CORNER FITTINGS (3) INTO THE ENDS OF EACH CROSSBAR (1). NOTE THAT FLAT SIDES SHOULD MATCH. ASSEMBLE 3/8" FLAT WASHER (4) AND HEX HD SCREW 3/8"-16 x 2 1/4" (5) LOOSELY INTO THE TWO ASSEMBLY HOLES. THE SCREWS MUST MATCH WITH THE INTERNAL THREAD OF THE CORNER FITTING. PUSH THE CORNER FITTINGS AND CROSSBAR FIRMLY TOGETHER AND TIGHTEN THE ASSEMBLY HARDWARE SECURELY.
- 2) SLIDE THE CROSSBAR ASSEMBLY INTO EACH SIDE FRAME (2) THEN ASSEMBLE THE HARDWARE AS DESCRIBED ABOVE.

SAFETY AND USE CONSIDERATIONS

- 1) ALWAYS USE GOAL ANCHORS OR COUNTERWEIGHT SANDBAGS TO KEEP GOAL FROM FALLING OVER. ALWAYS STORE UNUSED GOALS IN COMPLIANCE WITH CPSC RECOMMENDATIONS.
- 2) IF THE PAINT IS SCRATCHED DURING SHIPPING, ASSEMBLY OR USE IT CAN BE TOUCHED UP TO PREVENT FURTHER DETERIORATION. LIGHTLY SAND THE AFFECTED AREA AND APPLY SEVERAL LIGHT COATS OF A NON-SOLVENT BASED WHITE SPRAY ENAMEL. ALLOW TO FULLY DRY AND REPEAT IF NECESSARY.